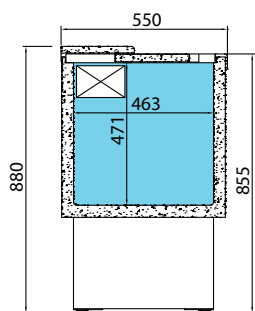


ENFRIADOR DE BOTELLAS CHEST BOTTLE COOLER

Fotos no contractuales / Non contractual pictures



EFP 700 EG



EFP 1000 II

EFP

MOD.

	Capacidad Capacity (L)	Nº puertas Doors	Separadores Dividers	Potencia Power (W)	Potencia Frig. Cooling capacity (W) (T ^{int} -10°C)	Refrigerante Refrigerant
EFP 700 EG EFP 700 II	135	1	1	90	169	R600a
EFP 1000 EG EFP 1000 II	200	2	1	90	169	R600a
EFP 1500 EG EFP 1500 II	305	3	2	180	343	R 290
EFP 2000 EG EFP 2000 II	415	4	3	180	343	R 290

- Exterior acero inox AISI 304 [II]
- Exterior plastificado blanco. [EG] y encimera AISI 304
- Respaldo en acero galvanizado
- Desagüe interior
- Puerta corredera con tirador integrado.

- AISI 304 Stainless steel exterior [II]
- Exterior prepainted steel [EG] and AISI 304 stainless steel work top
- Galvanized steel back.
- Internal drain.
- Integrated handle sliding doors.

SERIE EFP SERIES



EFP 2000 EG

Optional / Optional
- Separador / Divider [504X26] 31 €

EFP 700 EG

505 €

704x550x880 mm

Temp. +3°C/+6°C
C. Clima. 4



EFP 700 II

608 €

Temp. +3°C/+6°C
C. Clima. 4

EFP 1000 EG

565 €

1004x550x880 mm

Temp. +3°C/+6°C
C. Clima. 4



EFP 1000 II

701 €

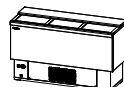
Temp. +3°C/+6°C
C. Clima. 4

EFP 1500 EG

760 €

1479x550x880 mm

Temp. +3°C/+6°C
C. Clima. 4



EFP 1500 II

989 €

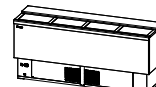
Temp. +3°C/+6°C
C. Clima. 4

EFP 2000 EG

906 €

1954x550x880 mm

Temp. +3°C/+6°C
C. Clima. 4



EFP 2000 II

1151 €

Temp. +3°C/+6°C
C. Clima. 4

ENFRIADOR DE BOTELLAS

CHEST BOTTLE COOLER



EB 1000 II

MOD.



Capacidad
Capacity
(L)



Nº puertas
Doors



Separadores
Dividers



Potencia
Power
(W)



Potencia Frig.
Cooling capacity
(W) (TRA-10°C)



Refrigerante
Refrigerant

MOD.	Capacidad Capacity (L)	Nº puertas Doors	Separadores Dividers	Potencia Power (W)	Potencia Frig. Cooling capacity (W) (TRA-10°C)	Refrigerante Refrigerant
EB 1000 II	265	2	1	90	169	R600a
EB 1500 II	445	3	2	180	343	R290
EB 2000 II	620	4	3	180	343	R290
EB 2500 II	800	5	4	355	690	R290

- Acero Inox AISI 304
- Respaldo en chapa galvanizada
- Desagüe interior
- Puertas correderas con tirador integrado
- Control digital

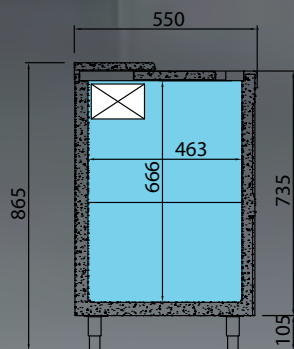
- AISI 304 Stainless steel
- Galvanized steel back
- Internal drain
- Integrated handle sliding doors
- Digital controller

ENFRIADORES BOTTLE COOLERS

SERIE EB SERIES



EB 2000 II



EB 1000 II

864 €

1004x550x865 mm

Temp. +3°C/+6°C
C. Clima. 4

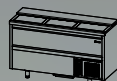


EB 1500 II

1115 €

1479x550x865 mm

Temp. +3°C/+6°C
C. Clima. 4

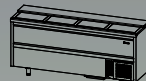


EB 2000 II

1.305 €

1954x550x865 mm

Temp. +3°C/+6°C
C. Clima. 4

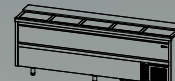


EB 2500 II

1.603 €

2429x550x865 mm

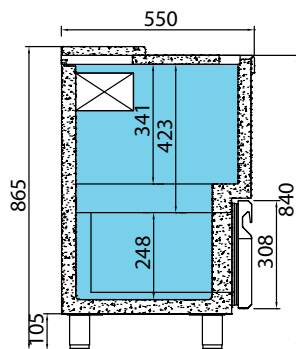
Temp. +3°C/+6°C
C. Clima. 4



ENFRIADOR DE BOTELLAS CON CAJONES

CHEST BOTTLE COOLER WITH DRAWERS

Fotos no contractuales / Non contractual pictures



EBC



EBC 1000 II

MOD.



Capacidad
Capacity
(L)



Nº puertas
Doors



Separadores
Dividers



Potencia
Power
(W)



Potencia Frig.
Cooling capacity
(W) (T^{int}-10°C)



Refrigerante
Refrigerant

MOD.	Capacidad Capacity (L)	Nº puertas Doors	Separadores Dividers	Potencia Power (W)	Potencia Frig. Cooling capacity (W) (T ^{int} -10°C)	Refrigerante Refrigerant
EBC 1000 II	265	2	1	90	169	R 600 a
EBC 1500 II	445	3	2	180	343	R 290
EBC 2000 II	620	4	3	180	343	R 290

- Acero Inox AISI 304
- Respaldo en chapa galvanizada
- Desagüe interior
- Puertas correderas con tirador integrado
- Cajones con autocierre
- Control digital

- AISI 304 Stainless steel
- Galvanized steel back
- Internal drain
- Integrated handle sliding doors
- Self-closing drawers
- Digital controller



EBC 2000 II



EBC 1000 II

1.109 €

1004x550x865 mm

Temp. +3°C/+6°C
C. Clima. 4

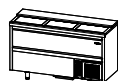


EBC 1500 II

1.496 €

1479x550x865 mm

Temp. +3°C/+6°C
C. Clima. 4



EBC 2000 II

1.893 €

1954x550x865 mm

Temp. +3°C/+6°C
C. Clima. 4

