

# Ficha Técnica

## Cocina Serie 600 EV Planchas rápidas Fry Top Eléctricas

**Jemi** Simply built to last

Professional Dishwashing and Cooking Equipment

Selva de Mar, 122-128  
08020 Barcelona, España  
Tel. 0034 93 308 31 54  
Fax. 0034 93 303 38 73  
jemi@jemi.es  
www.jemi.es

### Mod. SFRTE60 P/62 EV

#### Características

Dimensiones exteriores 400 x 600 x 260 mm.

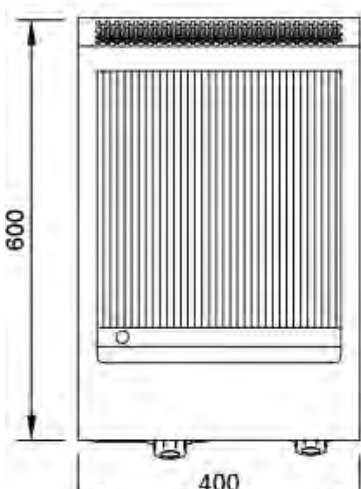
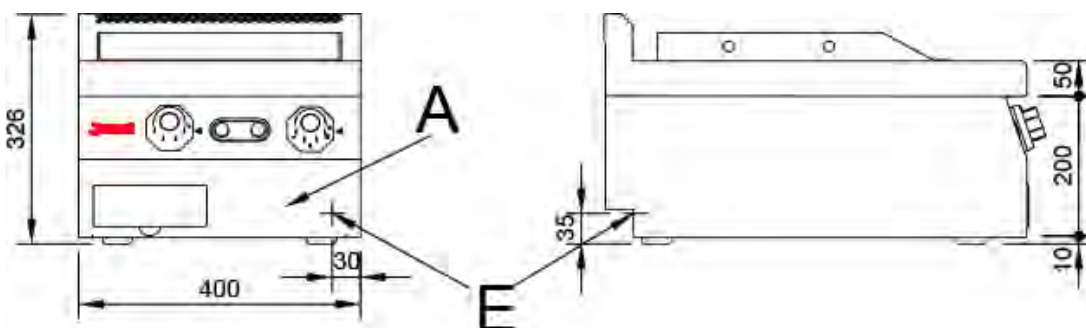
Peso 48 Kg.

Superficie útil 341 x 394 x 12 mm.

Tipo plancha Ranurada (HIERRO)

Voltaje 400V. III + N + T.

Potencia electrica 4,8 Kw.



#### Leyenda

- A. Placa de características (frontal interior)
- E. Entrada eléctrica 400V. III + N + T.  
Potencia: 4,8 Kw.



# Technical Sheet

## Cookers 600 EV Series Electric Fry Top Quick griddles

**Jemi** Simply built to last

Professional Dishwashing and Cooking Equipment

Selva de Mar, 122-128  
08020 Barcelona, España  
Tel. 0034 93 308 31 54  
Fax. 0034 93 303 38 73  
jemi@jemi.es  
www.jemi.es

### Mod. SFRTE62 P/66 EV

#### Characteristics

External dimensions 800 x 600 x 260 mm.


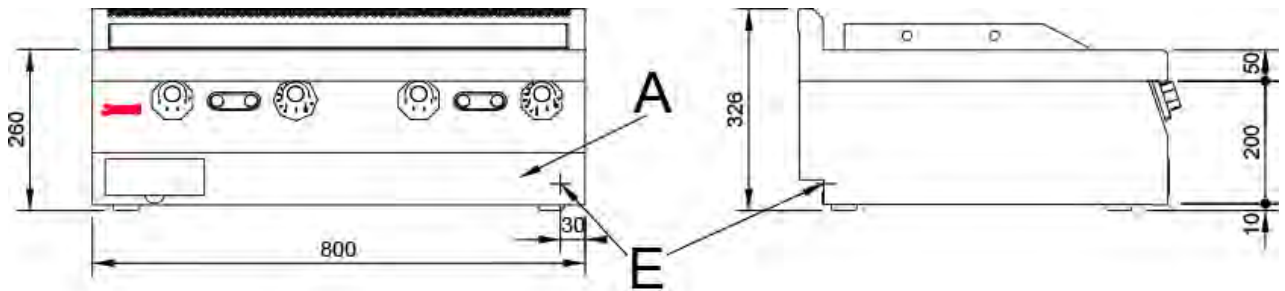
Weight 114 Kg.

Useful area 741 x 394 x 12 mm.

Surface type Ranurada (HIERRO)

Voltage 400V. III + N + T.

Electric power 9,6 Kw.



#### Index

- A. Characteristics plate (inside panel)
- E. Electric inlet 400V. III + N + T. Power: 9,6 Kw.

