

Ficha Técnica

Cocina Serie 750 EV Cocinas y encimeras a gas

Jemi Simply built to last
Professional Dishwashing and Cooking Equipment

Mod. 761 EV

Características

Dimensiones exteriores 1200 x 750 x 850 mm.

Peso 140 Kg.

Consumo gas Hi (15°C 1013,25 mbar)

Gas natural H G20 Hi = 34.02 MJ / m³ 4,09

G.P.L. G30 / G31 Hi = 45.65MJ / kg 3,29

Quemadores 6 de ø 120 mm.

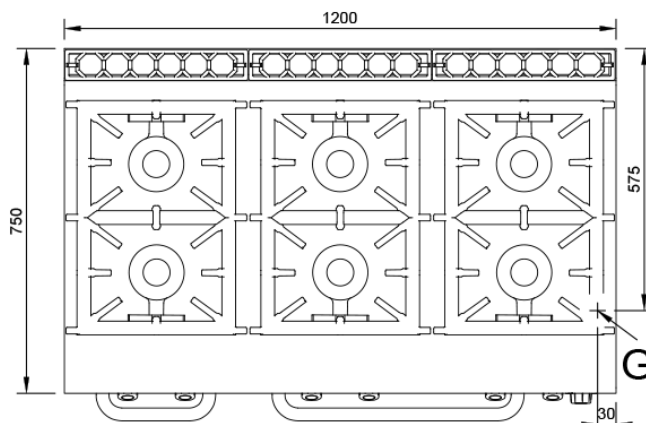
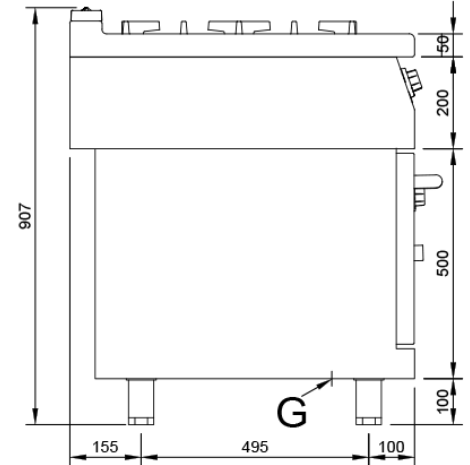
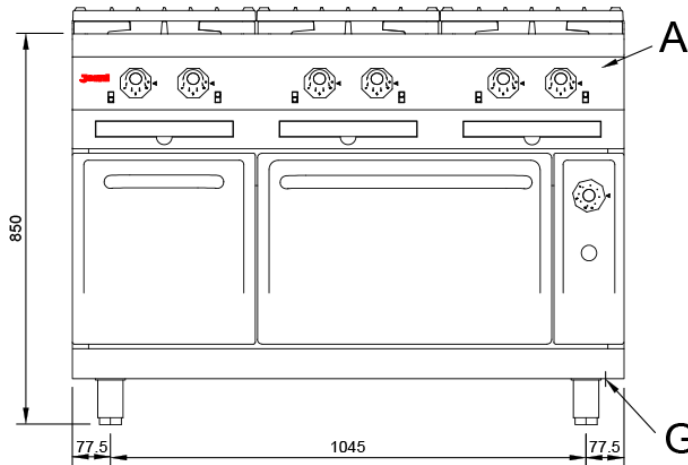
Potencia quemador ø 120 mm. 7,4 Kw. / 6.300 Kcal/h.

Potencia quemador horno 5 Kw. / 4.300 Kcal/h.

Dimensiones horno 530 x 605 x 330 mm.

Entrada gas 3/4"

Potencia calorífica nominal 48,95 Kw.



Leyenda

A. Placa de características
(frontal interior)

G. Entrada gas 3/4".
Potencia: 48,95 Kw.
42.100 Kcal/h.