













Línea 600

SUPERFICIES DE COCCIÓN A GAS GAS STOVE SURFACES

Modelo Model	Dimensiones (L x P x A) Dimensions (W x D x H) mm	Quemadores Burners	Potencia Quemadores Burners Power kW	Potencia Total Total Power kW	Peso Weight kg
PC35G6	350 x 600 x 300		1 x 3 + 1 x 3,6	6,6 	13
PC70G6	 700 x 600 x 300		2 x 3 + 2 x 3,6	13,2 	24
PC105G6	1050 x 600 x 300		3 x 3 + 3 x 3,6	19,8 	34
PC5G6	1050 x 600 x 300		2 x 3 + 2 x 3,6 + 1 x 5	18,2 	36
PC5GG6	 1050 x 600 x 300		2 x 3 + 2 x 3,6 + 1 x 5	18,2 	58,5

CARACTERÍSTICAS FEATURES

Fuegos abiertos dotados de rejillas de hierro colado esmaltado de gran duración que permiten el apoyo de cacerolas de grandes dimensiones. Superficies de cocción a gas con placa francesa de hierro colado con una temperatura máxima de hasta 450°C.

Open flame gas stove equipped with durable enamelled cast-iron grilles which support large pans

Gas cooking surfaces with French cast-iron hotplate with maximum temperature of up to 450°C



SUPERFICIES COCCIÓN A GAS GAS STOVE SURFACES

REF.	MOD.	P.V.P € / RRP
113001	PC35G6	785
113002	PC70G6	1.225
113003	PC105G6	1.538
113004	PC5G6	1.538
113005	PC5GG6	1.805